

The two sizes of LiteDisc holder are shown above. The Compact smaller size collapses to 28.5" and is designed to fit in the Photoflex GigBag® or the TransPac® SingleKit Case.



Figure 1.

LiteDisc Holder

The all-aluminum, telescopic accessory designed to hold and position the LiteDisc, MultiDisc® and a variety of other items such as foam core.

The following steps are covered in this instruction:

- Placing the LiteDisc Holder onto a LiteStand
- Adjusting the LiteDisc Holder length
- Attaching a LiteDisc

Placing the LiteDisc Holder onto a LiteStand Figures 1-2

1. Loosen T-knob at base of the LiteDisc Holder sufficiently to fit over the brass stud of the LiteStand.
2. Place LiteDisc Holder onto the brass stud of LiteStand and tighten the T-knob set screw to secure.

Adjusting the LiteDisc Holder Length Figures 3-4

3. Loosen the T-knob set screw on either clip to adjust the positioning on LiteDisc Holder.
4. Slide the clip assembly to the desired position for your specific LiteDisc or MultiDisc and tighten the T-knob set screw to secure clip assembly in place.

NOTE: The LiteDisc Holder is also equipped with a length adjustment T-knob. This T-knob is located between the clip assemblies and can be used to extend the LiteDisc Holder arm to accommodate larger LiteDiscs.

Attaching a LiteDisc to the LiteDisc Holder Figures 5-9

5. To attach a LiteDisc apply pressure to the clip to open and allow you to insert the LiteDisc.
6. Release the clip to secure it to the edge of the LiteDisc.
7. Repeat the process for the second clip located on the other side of the LiteDisc at the end of the holder arm.
8. Be sure the length adjustment knob is set away from the LiteDisc. Here is an example of the knob correctly positioned away from the LiteDisc.
9. Here is an example of the incorrectly positioned T-knob facing towards the LiteDisc.

NOTE: Incorrect positioning of the knob will cause a bump in your reflection and can damage your LiteDisc fabric. **Figure 10**

Customer Support (831) 786-1370

E-mail: sales@photoflex.com

Photoflex is a division of PromarkBRANDS, Bartlett, IL USA.

©2016 ALL RIGHTS RESERVED. LiteDisc®, MultiDisc®, TransPac®, GigBag®, Photoflex® and the Photoflex logo are trademarks or registered trademarks of Photoflex and/or its affiliates in the U.S. and other countries.



Figure 2.



Figure 3.



Figure 4.

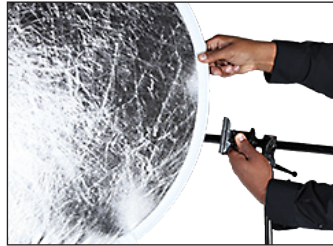


Figure 5.

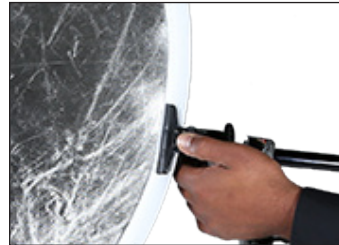


Figure 6.



Figure 7.



Figure 8.



Figure 9.

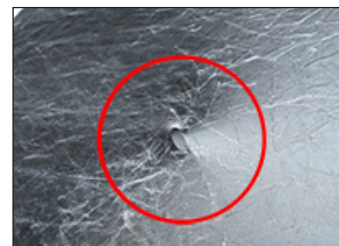


Figure 10.

PHOTOFLEX® WARRANTY

- Warranties only cover manufacturer's defects and workmanship.
- We reserve the right to inspect all merchandise returned (end users and dealers) for warranty fulfillment.
- All returns must be pre-approved with Return Manufacturers Authorization obtained from Photoflex/PromarkBRANDS.
- A receipt showing date of purchase will be required for all returns.
- Freight must be paid by the customer or dealer.
- Warranties are valid only from date of Original Purchase.